

# Discover **WINCHELSEA**



also available to download at  
**[winchelsea.com](http://winchelsea.com)**







# Discover Winchelsea

Winchelsea is one of the Cinque Ports,  
an historic town in an Area of Outstanding Natural  
Beauty on the East Sussex coast

With surrounding countryside protected by the  
National Trust, there are spectacular views along the  
Brede Valley and across Rye Bay to Dungeness

Winchelsea is one of the best preserved  
medieval planned towns in the country, with streets  
laid out on a rectangular grid pattern

Founded in the late thirteenth century as a port by  
King Edward I, it replaced Old Winchelsea which was  
swept away by ferocious storms and the rising sea

*For what to see, what to do. and where to stay, read on...*



[winchelsea.com](http://winchelsea.com)

Find out more about the Cinque Ports  
at [cinqueports.org](http://cinqueports.org)





# What to see... What to do...

- Use the map in the centre fold to explore the town
- Visit the Court Hall Museum
- Book a Cellar Tour
- See the stunning stained glass and impressive medieval tombs at St Thomas's Church
- Pay your respects at Spike Milligan's grave  
He told us he was ill
- Take in the panoramic views from  
the Lookout and the Beacon
- Stop for a drink or a meal at the New Inn
- Pick up a coffee from the Little Shop
- Visit the Cellar Door at Charles Palmer Vineyards  
walk the vineyard trail or book a wine tasting
- Follow the 1066 Country Walk and  
the Royal Military Canal Path



*For everything you need to know about the  
history and life of Winchelsea  
go to  
**winchelsea.com***

# Winchelsea Corporation

The story of the Corporation stretches back to the thirteenth century and the Mayor and Jurats governed the town until relatively modern times

Now a charity with no local government powers or public funding, the Corporation has stewardship of the medieval town gates and Court Hall. It runs the Museum, publishes the *Winchelsea Town Guide* and maintains the town website

The Mayor continues to represent Winchelsea at the ceremonial and civic events of the Cinque Ports' towns. The Corporation is able to fulfil its charitable objectives through the generous support of the local community





The Museum contains displays and exhibits that illustrate the history of Winchelsea. Located in the High Street, the Court Hall dates back over 700 years. It is the home of Winchelsea Corporation and in its time has served as the town gaol and community hall. Here the most famous Victorian actress, Ellen Terry, passed on her skills to Winchelsea children

Exhibits include maps, models, pictures, pottery and items relating to daily life. Staffed by knowledgeable local volunteers, the museum is regularly open from Spring to Autumn with books and other gifts on sale

Opening times are posted on [winchelsea.com](http://winchelsea.com) where you will find lots of information about the history of Winchelsea

# The Court Hall Museum





Considered one of the finest church buildings in Sussex, St Thomas's was planned to be of cathedral proportions with a nave extending almost to the churchyard wall. The ravages of the Hundred Years' War left it severely damaged and only the chancel remains

The remarkable stained glass windows were designed by Douglas Strachan and installed between 1929 and 1933

The Alard tombs are St Thomas's most important relics. The Alards were Winchelsea's most significant family and their tombs were placed here in the fourteenth century. Comedian Spike Milligan lived in nearby Udimore and is buried in the churchyard

# St Thomas's Church




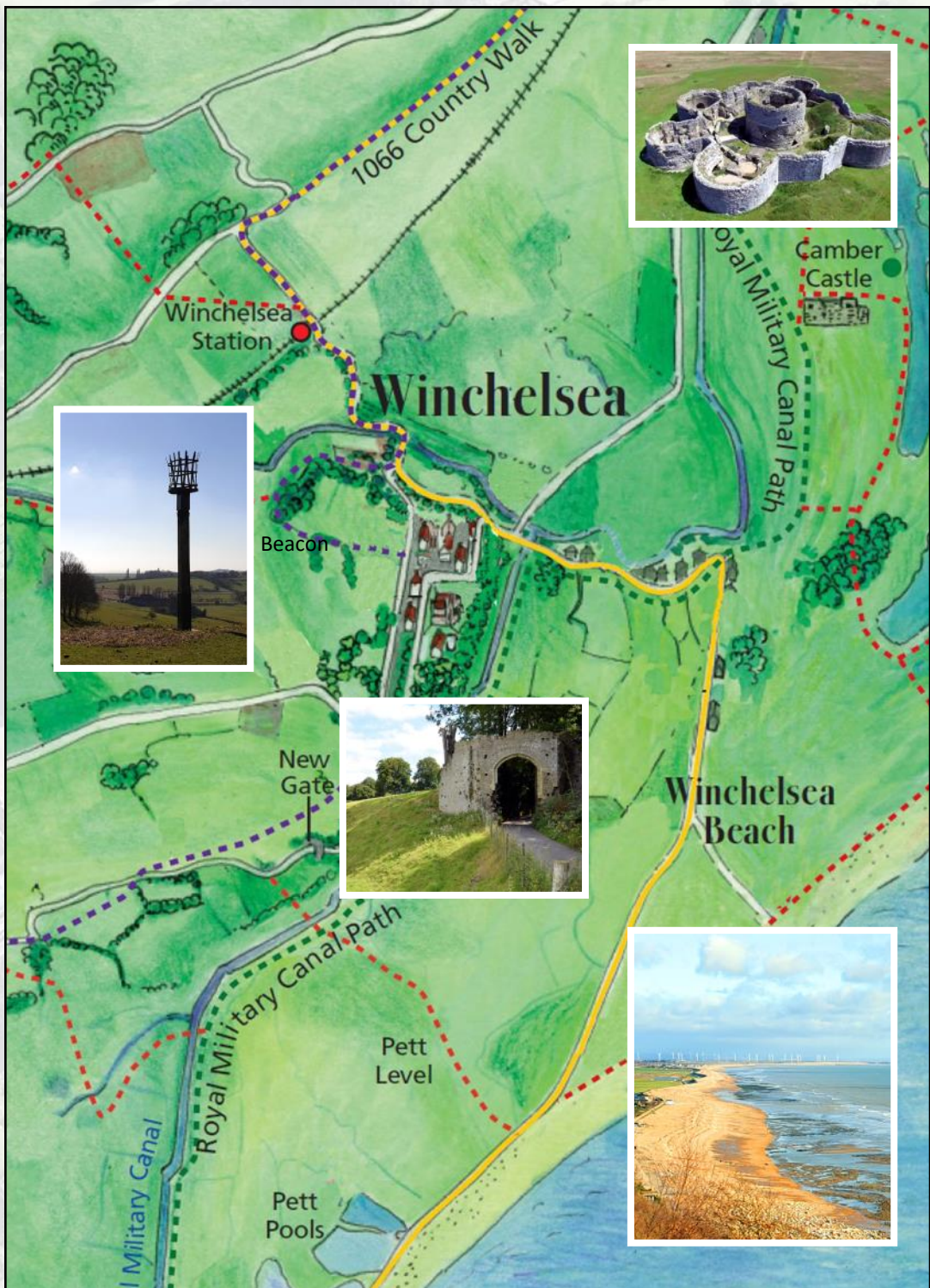
# The Winchelsea Cellars

The stone-vaulted medieval cellars are an important part of the town's history. Only Southampton has similar numbers of the same quality. You can easily identify entrances at ground level, but the size, scale and beauty of what lies below can only be appreciated by a visit underground.

From April to October, knowledgeable local guides run fascinating tours of the cellars. They provide an insight into the history of Winchelsea and its role as a Cinque Port and a centre for medieval trade. Tours, which last approximately 1½ hours, take place on most Saturday mornings, plus some bank holidays, and during the Rye Arts Festival in the autumn.

They can only be booked online, either via *winchelsea.com* or directly, using the QR code below







# Walks and Views

*See the town map in the centre fold for the places to go to get the best views*

- Looking west from the *Millennium Beacon* you can admire unspoiled country views along the Brede valley
- Looking east from *The Lookout* at the end of the High Street you can enjoy the sea view of Rye Bay with Dungeness beyond
- From North Street you can see across to Udimore and Rye
- A stroll southwards along Wickham Rock Lane takes you to the *New Gate* which was once the only way out of Winchelsea by land  
The gate is about fifteen minutes' walk from the church

## The 1066 Country Walk comes through Winchelsea

The route winds through the countryside that witnessed the Norman Conquest, starting in Pevensey, passing through Battle and finishing in Rye  
[visit1066country.com/things-to-do/1066-country-walk-p881061](http://visit1066country.com/things-to-do/1066-country-walk-p881061)

## The Royal Military Canal skirts the east of the town

The Canal Path runs south to the sea at Pett and north to Rye passing the impressive Tudor shell of Camber Castle  
[romneymarshhistory.com](http://romneymarshhistory.com)

- *OS Explorer maps 124 and 125 are recommended for these walks*







# The Winchelsea Year

*For dates and details of  
concerts, talks, exhibitions  
and all other events  
in the town  
go to  
**winchelsea.com***



## *Key events:*

### **March**

Garden Society Spring Show

### **April**

Mayor Making Ceremony

### **June**

National Garden Scheme garden openings

### **August**

Summer Fete and Fun Dog Show

Garden Society Summer Show

### **November**


Christmas Fair

### **December**

Christmas Windows

**The illustrated  
official Town Guide  
tells the story of the town  
its medieval cellars  
historic buildings and  
famous residents**

Copies are on sale  
at the Museum  
and in the Church



## THE LITTLE SHOP - 9 HIGH STREET WINCHELSEA



It may be little, but you will be amazed how much our shop has to offer to help meet your essential shopping needs, including takeaway hot drinks, daily newspapers, bread, pastries, sausage rolls milk, vegetables, fruit, meat - all fresh and locally sourced

We are open daily from 8am. 9am on Saturdays

01797 226287



**WINCHELSEA FARM FOODS**



**THE  
NEW INN**  
WINCHELSEA

German Street Winchelsea TN36 4EN

**01797 226252**

[newinnpubwinchelsea@outlook.com](mailto:newinnpubwinchelsea@outlook.com)

[newinnpubwinchelsea.co.uk](http://newinnpubwinchelsea.co.uk)

The warmest of welcomes awaits you at the New Inn  
A traditional family-run Inn, dating back to the late 1700s

**Located in the heart of the town overlooking the Church  
A perfect setting to relax, eat, drink or stay  
in one of our four ensuite rooms**

Our wonderful secret walled garden offers al fresco  
dining during spring and summer

**We offer a range of real ales, and an extensive menu  
using fresh, locally sourced food where possible**

Dogs welcome in the bar, restaurant and garden areas





**We are a family-run single wine estate located  
in the ancient town of Winchelsea**

Visit our charming Cellar Door and sample the wines,  
walk the vineyard trail or book a wine tasting to hear our story  
You can also stay on-site at Wickham Manor, a beautiful  
16th Century Manor House nestled within our  
120-acre mixed farm and vineyard

**Cellar Door Opening Hours**

**Wednesday to Saturday: 11am - 5pm Sunday: 12pm - 4pm**



**Charles Palmer Vineyards, Cellar Door**

Wickham Manor, Wickham Rock Lane, Winchelsea, East Sussex TN36 4AG  
07869 148935

*[vineyard@charlespalmer-vineyards.co.uk](mailto:vineyard@charlespalmer-vineyards.co.uk)*

## Winchelsea New Hall



Spacious, light hall with a large stage in a beautiful  
setting. Fully equipped to cater for up to 120 people  
with excellent facilities including  
a professional quality kitchen

**Ideal for wedding receptions, parties  
meetings, exercise classes and groups**

Fully accessible with parking and toilet facilities  
for people with disabilities




For enquiries contact  
07941 458628

[newhall@winchelsea.com](mailto:newhall@winchelsea.com)  
[winchelsea.com/new-hall](http://winchelsea.com/new-hall)

Registered Charity  
Number 235174





*Greyfriars  
Winchelsea*



*Book your stay today*

Our two self catering apartments, Eagles Nest and Herons Wood offer private gardens with hot tubs, spectacular views and quiet luxury Available to book separately sleeping 4 and 5 respectively, or two together sleeping 9 Set in 18 acres of private grounds, just a mile from the beach and two miles from Rye A perfect setting to hold your Wedding

**Book online at** [greyfriars.co](http://greyfriars.co) **or email** [caroline @greyfriars-winchelsea.com](mailto:caroline@greyfriars-winchelsea.com) **07853 190939**



# VISIT

## 1066 COUNTRY

**Ancient settlements.  
Modern lifestyles.**



[visit1066country.com](http://visit1066country.com)

Photography by Clive Sawyer



Join the Friends and help preserve and improve  
the fabric, furnishings, stained glass and monuments  
of this amazing building



Registered Charity No: 249108

# Become a Friend of Winchelsea Church

[winchelsea-icklesham-churches.org.uk/winchelsea/friends-activities](http://winchelsea-icklesham-churches.org.uk/winchelsea/friends-activities)



## Winchelsea Arts



Photos by Kt Bruce

Presenting an annual series of six concerts featuring a broad range of musical styles from jazz to classical  
Winchelsea Arts aims to bring music of the highest quality to the town, to support emerging young artists  
and to ensure that St Thomas's is at the centre of Winchelsea's cultural life

Subscribers benefit from substantial discounts on the ticket prices for individual concerts

Find out what's on by picking up a brochure when you visit the church  
or go to [winchelsea-arts.org.uk](http://winchelsea-arts.org.uk)

# Discover Winchelsea



[winchelsea.com](http://winchelsea.com)



## Travel Information

Regular bus services run between Hastings and Rye  
The 100 via the A259 stops in the centre of Winchelsea  
The 101 via Winchelsea Beach stops at the Sea Road  
junction on the Rye side of Winchelsea  
 $\frac{1}{3}$  mile below the Strand Gate  
For times see [stagecoachbus.com/timetables](http://stagecoachbus.com/timetables)

The railway station lies a mile from the centre of  
Winchelsea and is served by trains on the Marshlink Line  
which runs from Ashford International to Eastbourne  
via Rye and Hastings  
Timetables at [southernrailway.com](http://southernrailway.com)

Bus and train information also available from  
[traveline.info](http://traveline.info) 0871 2002233

Published by Winchelsea Corporation. Concept by Peter Cossick. Design by David Page. Maps created by Bob Humm for ESCC.  
Photos by Kit Bruce, Nick Chillingworth, Phil Mack, Jonathan Murphy, Tim Nathan, David Page, Melvyn Pett, Ian Rowlands, Sid Saunders.